

# Featured Research Studies

Eur J Neurol. 2009 Dec;16(12):1312-7. Epub 2009 Jun 29.

## **An exploration of anger phenomenology in multiple sclerosis.**

Nocentini U, Tedeschi G, Migliaccio R, Dinacci D, Lavorgna L, Bonavita S, Bresciamorra V, Comanducci G, Coniglio G, Livrea P, Mannu R, Orefice G, Paciello M, Patti F, Quattrone A, Salemi G, Savettieri G, Simone IL, Valentino P, Zappia M, Bonavita V, Musicco M, Caltagirone C Department of Neuroscience, University of Rome Tor Vergata, Rome, Italy. u.nocentini@hsantalucia.it

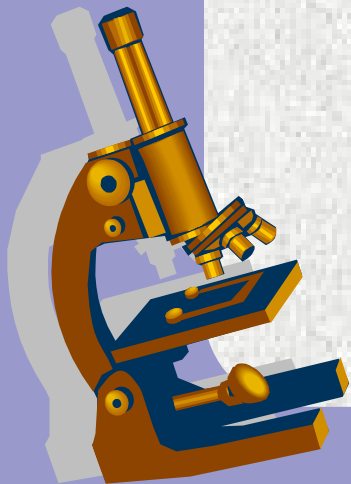
**BACKGROUND AND PURPOSE:** Multiple sclerosis (MS) patients are often emotionally disturbed. We investigated anger in these patients in relation to demographic, clinical, and mood characteristics.

**PATIENTS AND METHODS:** About 195 cognitively unimpaired MS patients (150 relapsing-remitting and 45 progressive) were evaluated with the State Trait Anger Expression Inventory, the Chicago Multiscale Depression Inventory, and the State Trait Anxiety Inventory. The patients' anger score distribution was compared with that of the normal Italian population. Correlation coefficients among scale scores were calculated and mean anger scores were compared across different groups of patients by analysis of variance.

**RESULTS:** Of the five different aspects of anger, levels of withheld and controlled Anger were respectively higher and lower than what is expected in the normal population. Although anger was correlated with anxiety and depression, it was largely independent from these mood conditions. Mean anger severity scores were not strongly influenced by individual demographic characteristics and were not higher in more severe patients.

**CONCLUSIONS:** The presence of an altered pattern of anger, unrelated to the clinical severity of MS, suggests that anger is not an emotional reaction to disease stress. An alteration of anger mechanisms might be a direct consequence of the demyelination of the connections among the amygdale, the basal ganglia and the medial prefrontal cortex.

PMID: 19566900 [PubMed - in process]



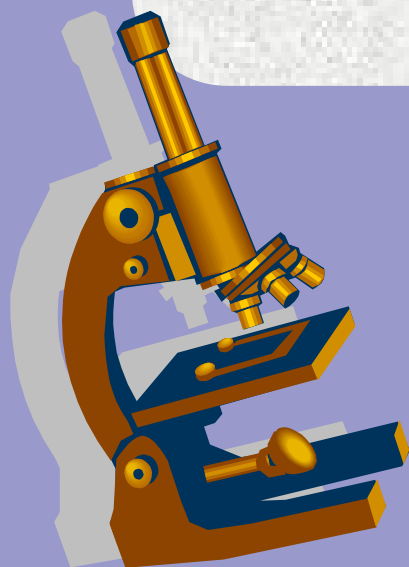
## **Integrated Review of the Association of Cytokines With Fibromyalgia and Fibromyalgia Core Symptoms.**

Biol Res Nurs. 2009 Nov 22. [Epub ahead of print]

Menzies V, Lyon DE.

Fibromyalgia (FMS) is a chronic widespread pain (CWP) and fatigue syndrome that affects three to six million adults in the United States. Core symptoms of FMS include pain, fatigue, and mood and sleep disturbances. To date, consensus has not been reached among researchers regarding the pathogenesis of FMS nor the specific role of cytokine activation on the neuroendocrine-immune response patterns in persons with FMS. The purpose of this article is to describe and synthesize the results of research studies focused on the relationship between cytokines and FMS and among cytokines and core symptoms of FMS. There is some support in the literature for relationships among FMS symptoms and cytokines; however, there are discrepant findings related to whether proinflammatory and anti-inflammatory cytokines are elevated or reduced in persons with FMS and whether their levels correlate with the core symptoms of this disorder. Although the use of cytokine biomarkers must be considered exploratory at this time due to the lack of consistent empirical findings, biobehavioral research focused on understanding the relationship of FMS with cytokines may lead to a better understanding of this complex syndrome. This knowledge may ultimately contribute to the development of interventions for symptom management that address not only the symptom manifestation but also a biological mediator of symptoms.

PMID: 19933683 [PubMed - as supplied by publisher]

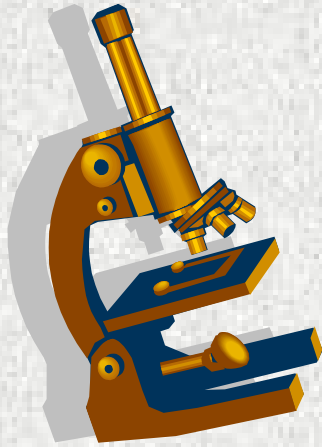


## Pilot study assessing balance in women with fibromyalgia syndrome.

Physiother Theory Pract. 2009 Nov;25(8):555-65.

Russek LN, Fulk GD.

Physical Therapy Department, Clarkson University, Potsdam, New York 13699-5880, USA. Lnrussek@clarkson.edu



The purpose of current study was to assess postural control and balance self-efficacy in people with fibro-myalgia syndrome [FMS]. Thirty-two females with FMS completed the Activity-specific Balance Confidence Scale, Berg Balance test, NeuroCom Balance Master sensory-organization test, and limits of stability. There was a high prevalence of reported falls and a low mean score on the Activity-specific Balance Confidence Scale. A significant number of subjects scored below the population norm fifth percentile score on the sensory-organization test composite, visual, and vestibular sections. Preliminary evidence suggests that women with FMS may present with deficits in postural control, sensory organization, and balance self-efficacy.

PMID: 19925263 [PubMed - in process]

This newsletter is for informational purposes and is not intended to replace the examination, diagnosis and treatment of a licensed physician and no such claims are inferred. Articles are not necessarily the opinion of MCS America and printing of others' opinions does not constitute endorsement. MCS America, Lourdes Salvador, Directors, and associate members of MCS America will not be responsible for misuse of this information. We welcome appropriate submissions for articles, letters-to-the-editor, poetry, artwork, jokes, cartoons, photos, and whatever else is physically printable. Submissions may be sent to [publisher@mcs-america.org](mailto:publisher@mcs-america.org). We attempt to publish monthly.



Contact Us: [admin@mcs-america.org](mailto:admin@mcs-america.org)

To subscribe to this free newsletter, send an email to: [subscriptions@mcs-america.org](mailto:subscriptions@mcs-america.org)